




survey courtesy of:



Chartered Surveyors  
Offington Land Surveys  
29 Offington Drive  
Worthing  
West Sussex BN14 9PW  
Tel/fax 01903 267614

Key

-  Retained Trees
-  Proposed Trees
-  Removed Trees



The planning and design for this project is based on the information provided by the client. The project is subject to the availability of planning permission and other necessary consents. The client is responsible for obtaining all necessary consents and for ensuring that the project is carried out in accordance with the relevant laws and regulations.

REV	AMENDMENT	BY	CHECK	DATE
01		DM	DP	08.06.15



CLIENT	PROJECT	TITLE
Waverley Borough Council	Memorial Hall	Proposed Site Plan

**LytleAssociates** ARCHITECTS  
 THE FOUNTAIN HEAD, QUARRY STREET, GUILDFORD, SURREY GU3 5UY 01483 301661  
 LYTLE-ASSOCIATES.COM

DRAWING NUMBER 1508\_11  
 REV b